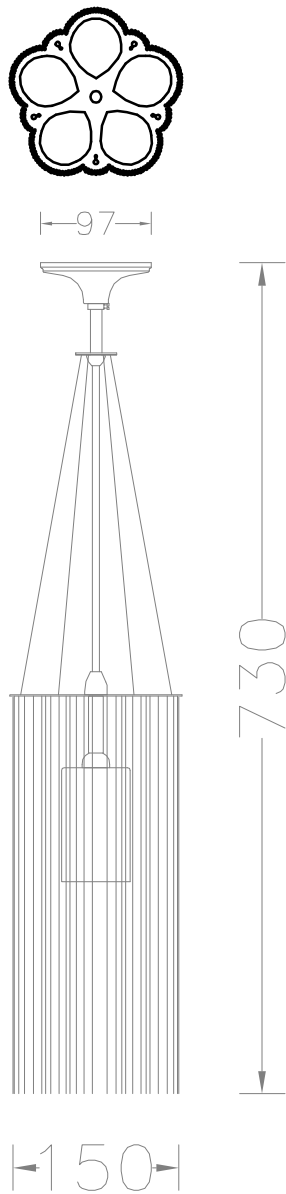


# SML SCALLOPED PENDANT




willowlamp



## SPECIFICATION

**SML RANGE** (150mm diameter)  
**MODEL** (SML-PEN-SCA)  
**Scalloped Pendant**

*Description* Pendant lamp made with stainless steel frames, chrome plated brass components, ballchain (see options chart) and a pyrex glass visor.

Assembly Code	G9 - Single filament
Class	II
*IP Rating (Protection rating)	20
*QC Rating (Quality rating)	21
Lamp Type & No	1 x G9 Halogen  25~60W
Voltage Range	110~220V
Weight (packed weight)	1.1 kg. 1.5 kg.
Packaging Dimensions	240x240 x 240mm
Chain Colour & Type Options	 Silver Brass Smoke Rust White Red Black
Product Marks	 07

\* See Appendix