

# ROSE-700-STRAIGHT (LED ONLY)

willowlamp





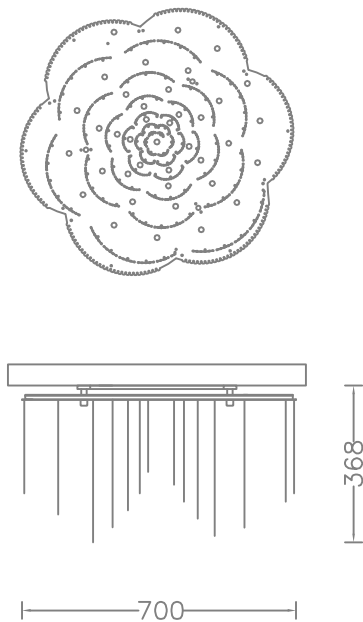
## SPECIFICATION

**COLLECTION:** Rose Chandelier  
**MODEL:** ROSE-STRAIGHT-700

Rose Chandelier Straight 700mm Dia.

*Description* Laminated composite flat chandelier with integrated LED system comprising 39 dimmable 1 watt LED's. Chain curtains hang straight

Assembly Code	P-LED1W-FIX-MULTI (ROSE-700 STRAIGHT)
Class	III
*IP Rating (Protection rating)	64
*QC Rating (Quality rating)	32
Lamp Type & No	39 x 1W LED's 39W Total Remote dimmer only
Voltage Range	12V
Weight (packed weight)	15 kg. 20 kg.
Packaging Dimensions	780x780 x 230mm
Chain Colour & Type Options	 Silver Brass Copper Smoke Rust White Red Black
Product Marks	
* See Appendix	



**ROSE-STRAIGHT-700**

## TAILORING

A:	Other Notes
B:	
C:	
D:	